

Cooper Bussmann

[Homepage](#)
[About Cooper Bussmann](#)
[Contact Us](#)
[Privacy](#)
[Legal](#)
[Cooper Bussmann® Brand](#)
[Site Map](#)

C520-5A

FAST ACTING, 5 X 15 mm, GLASS

Product Information

Product Type:	Fuse
Product Family:	Electronic
Brand:	Cooper Bussmann

Recommended Products

Rec. Inline Fuse Holder:	HHT
Rec. Fuse Clips:	1A3399 Series

Physical Properties


Dimensions:	0.59in.(L) × 0.2in.(W) × 0in.(H)
-------------	----------------------------------

Electrical Properties

Maximum AC Voltage:	250
Amperage Rating:	5
AC Interrupting Ratings:	<ul style="list-style-type: none"> • 200 at 250V • 10000 at 125V
Melting I ² T:	13
Fast Acting:	Yes
Resistance:	0.019
Voltage Drop:	130

Description

- Fast acting
- 5mm x 15mm physical size
- Glass tube, nickel-plated brass endcap construction
- Optional sleeve is flexible fluoropolymer (U.L. flammability rating VW-1).
- UL Listed product meets standard UL 248-14



ELECTRICAL CHARACTERISTICS		
Rated Current	Amp Rating	Opening Time
100mA - 5A	100%	None
	135%	1 hours max.
	200%	2 seconds max.

Agency Information

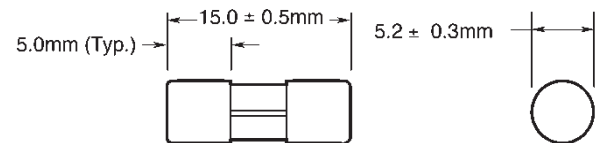
- UL Listed Card: Guide JDYX, File E19180
- CSA Certification Card: Class 1422-01, LR65063

Ordering

- Specify packaging, product, and option code
- For -R option, drop mA or A from product code (i.e. C520-3-R)

Dimensions

Drawing Not to Scale



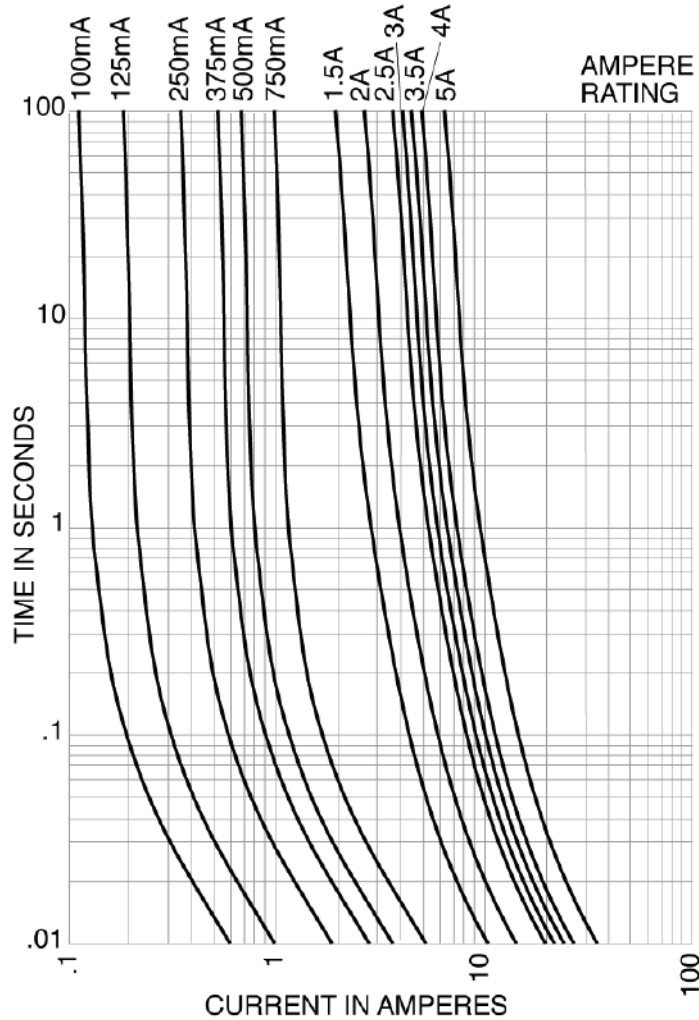
Product Code	Voltage Rating AC	Interrupting Rating at Rated Voltage		Typical DC Cold Resistance* (ohms)	Typical Melting I ² t† AC	Typical Voltage Drop (mV)‡
		250VAC	125VAC			
		C520-100mA	250V			
C520-125mA	250V	35A	10,000A	15.20	0.0019	1930
C520-250mA	250V	35A	10,000A	5.60	0.012	1450
C520-375mA	250V	35A	10,000A	2.53	0.039	968
C520-500mA	250V	35A	10,000A	1.66	0.059	845
C520-750mA	250V	35A	10,000A	0.91	0.264	686
C520-1.5A	250V	100A	10,000A	0.900	0.800	135
C520-2A	250V	100A	10,000A	0.064	1.9	136
C520-2.5A	250V	100A	10,000A	0.046	2.9	121
C520-3A	250V	100A	10,000A	0.038	6.1	116
C520-3.5A	250V	100A	10,000A	0.032	9.7	115
C520-4A	250V	200A	10,000A	0.022	16.6	88
C520-5A	250V	200A	10,000A	0.018	22.4	91

* DC Cold Resistance (Measured at <10% of rated current)

† Typical Melting I²t (A²Sec) (maximum I²t at 10 times rated current)

‡ Typical Voltage Drop (Voltage drop was measured at 25°C±3°C ambient temperature at rated current)

TIME CURRENT CURVE
Time-Current Characteristic Curves—Average Melt



PACKAGING CODE	
Packaging Code	Description
BK	100 pieces of fuses packed into a cardboard carton
BK1	1,000 pieces of fuses packed into a cardboard carton

OPTION CODE	
Option Code	Description
S	Insulation Sleeve
-R	RoHS compliant version